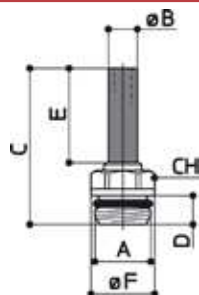


E59

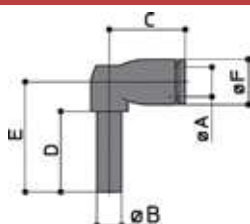
ADATTATORE A SPINA CILINDRICO+OR EASY
CYLINDRICAL+OR ADAPTOR PLUG EASY



CODICE	A	B	C	D	E	F	CH	GR
E598047	G1/8	4	26	5	16	11	10	5
E598067	G1/8	6	30.5	5	20	11	11	6
E594067	G1/4	6	31.5	6	20	14.3	11	8
E598087	G1/8	8	37	5	22	11	13	10
E594087	G1/4	8	38	6	22	14.3	13	10
E593087	G3/8	8	40	8	22	18	13	12
E594107	G1/4	10	42	6	25	16	14	12
E593107	G3/8	10	39	8	25	18	16	14
E593127	G3/8	12	47	8	27	19	17	21
E592127	G1/2	12	44	9	27	22	20	32

E54

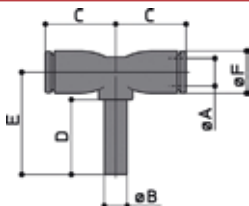
RACCORDO-L CON SPINA EASY
ELBOW WITH PLUG EASY



CODICE	A	B	C	D	E	F	GR
E544040	4	4	16	16	22	10	2
E546060	6	6	18.5	20	27	12.6	3
E548080	8	8	20.5	22	30	14.5	4
E541100	10	10	26	25	36	16	6
E542120	12	12	30	27	40	19	8

E57

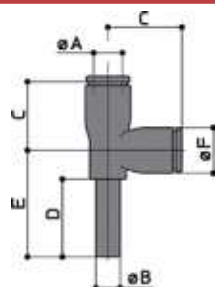
RACCORDO-T CENTRALE CON SPINA EASY
TEE WITH PLUG EASY



CODICE	A	B	C	D	E	F	GR
E574040	4	4	16	16	22	10	3
E576060	6	6	18.5	20	27	12.6	4
E578080	8	8	20.5	22	30	14.5	7
E571100	10	10	26	25	36	16	9
E572120	12	12	30	27	40	19	12

E58

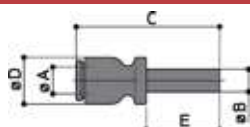
RACCORDO-T LATERALE CON SPINA EASY
LATERAL TEE WITH PLUG EASY



CODICE	A	B	C	D	E	F	GR
E584040	4	4	16	16	22	10	3
E586060	6	6	18.5	20	27	12.6	4
E588080	8	8	20.5	22	30	14.5	6
E581100	10	10	26	25	36	16	9
E582120	12	12	30	27	40	19	12

E25

RIDUZIONE FISSA EASY
FIXED REDUCTION EASY



CODICE	A	B	C	D	E	GR
E254060	4	6	44	11	22	3
E254080	4	8	46	14	25	4
E256080	6	8	48	14	25	4
E256100	6	10	45	14	25	10
E258100	8	10	45	14	25	10
E258120	8	12	47	17	27	13
E251120	10	12	48	17	27	14