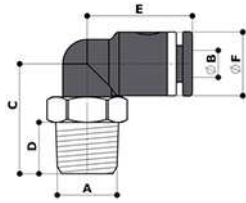




K20C

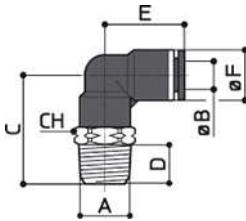
GIREVOLE L CONICO COMPATTO SERIE K
TAPERED COMPACT SWIVEL ELBOW K SERIES



CODICE	A	B	C	D	E	F	CH	GR
K20C8040T	R1/8	4	17.1	8	16.4	10	11	8
K20C4040T	R1/4	4	19.65	10	16.4	10	14	15
K20C8060T	R1/8	6	18.65	8	18	13	11	9,2
K20C4060T	R1/4	6	21.2	10	18	13	14	16,2
K20C8080T	R1/8	8	19.3	8	22	14.4	11	10,2
K20C4080T	R1/4	8	21.85	10	22	14.4	14	17
K20C4100T	R1/4	10	23	10	27,5	18	14	25
K20C3100T	R3/8	10	24	11	27,5	18	17	28
K20C3120T	R3/8	12	26	11	29,5	21	17	35
K20C2120T	R1/2	12	29	13	29,5	21	21	40

K20

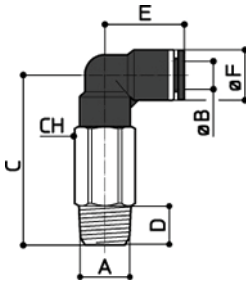
GIREVOLE-L NPT SERIE-K
SWIVEL ELBOW NPT K-SERIES



CODICE	A	B	C	D	E	F	CH	GR
K20K630	N1/8	6.35(1/4)	25.4	7.5	19.9	13.5	13	12
K20X630	N1/4	6.35(1/4)	26.9	9	19.9	13.5	14	15
K20Y630	N3/8	6.35(1/4)	28.4	10.5	19.9	13.5	17	22
K20K790	N1/8	7.93(5/16)	27.5	7.5	22.9	14.5	14	15
K20X790	N1/4	7.93(5/16)	30	9	22.9	14.5	14	16
K20Y790	N3/8	7.93(5/16)	31	10.5	22.9	14.5	17	21
K20K950	N1/8	9.52(3/8)	32.5	7.5	27.2	18	17	24
K20X950	N1/4	9.52(3/8)	34.5	9	27.2	18	17	25
K20Y950	N3/8	9.52(3/8)	35.5	10.5	27.2	18	17	28
K20Z950	N1/2	9.52(3/8)	39	14	27.2	18	22	37
K20X270	N1/4	12.7(1/2)	35.5	9	29.2	20.5	17	32
K20Y270	N3/8	12.7(1/2)	37.5	10.5	29.2	20.5	17	35
K20Z270	N1/2	12.7(1/2)	40.5	14	29.2	20.5	22	40

K20L

GIREVOLE-L LUNGO CONICO SERIE-K
LONG SWIVEL TAPERED ELBOW K-SERIES



CODICE	A	B	C	D	E	F	CH	GR
K20L8040T	R1/8	4	35	7.5	18	11	10	15
K20L4040T	R1/4	4	37.9	9	18	11	14	26
K20L8060T	R1/8	6	36.8	7.5	18	13.5	14	25
K20L4060T	R1/4	6	38.5	9	18	13.5	14	31
K20L3060T	R3/8	6	40.8	10.5	18	13.5	17	43
K20L2060T	R1/2	6	42.8	12	18	13.5	21	58
K20L8080T	R1/8	8	41.2	7.5	22.9	14.5	14	36
K20L4080T	R1/4	8	45.5	9	22.9	14.5	14	33
K20L3080T	R3/8	8	46.5	10.5	22.9	14.5	17	45
K20L2080T	R1/2	8	50.5	12	22.9	14.5	21	59
K20L8100T	R1/8	10	48.5	7.5	23.5	18	17	60
K20L4100T	R1/4	10	48.5	9	23.5	18	17	55
K20L3100T	R3/8	10	51.2	10.5	23.5	18	17	53
K20L2100T	R1/2	10	53.5	12	23.5	18	21	70
K20L4120T	R1/4	12	58.4	9	29.2	20.5	21	75
K20L3120T	R3/8	12	58.4	10.5	29.2	20.5	21	71
K20L2120T	R1/2	12	59	12	31.5	20.5	21	82
K20L3140T	R3/8	14	66	10,5	31	24	22	90
K20L2140T	R1/2	14	69	12	31	24	22	98
K20L3160T	R3/8	16	68	10,5	32,5	25.5	24	110
K20L2160T	R1/2	16	71	12	32,5	25.5	24	137