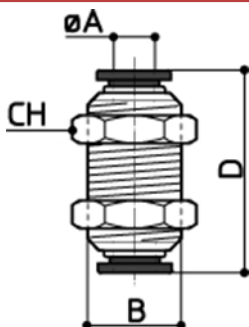


K80

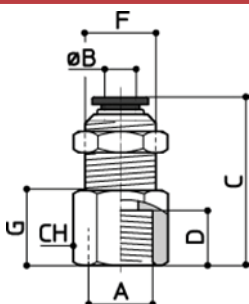
PASSALAMIERA DIRITTO SERIE-K
BULKHEAD, STRAIGHT K-SERIES



CODICE	A	B	D	CH	GR
K800040	4	M12x1	30	14	27
K800060	6	M14x1	31	17	32
K800080	8	M16x1	35	19	32
K800100	10	M20x1	42	24	52
K800120	12	M22x1	46.2	27	65
K800140	14	M24x1	47	29	72
K800160	16	M27x1	47.4	32	85

K81

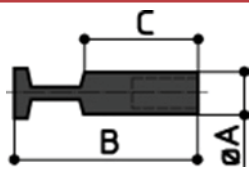
PASSALAMIERA FEMMINA SERIE-K
BULKHEAD, FEMALE K-SERIES



CODICE	A	B	C	D	F	CH	GR
K815040	M5	4	31	4	M12x1	14	18
K816040	M6	4	27	6	M12x1	10	18
K818040	G1/8	4	29	7	M12x1	14	18
K814040	G1/4	4	32.5	10.5	M12x1	17	18
K815060	M5	6	25	4	M14X1	17	28
K816060	M6	6	28	6	M14X1	17	28
K818060	G1/8	6	29.5	7	M14X1	17	33
K814060	G1/4	6	28	10.5	M14X1	17	28
K813060	G3/8	6	35	11	M14X1	19	35
K812060	G1/2	6	38	13	M14X1	24	40
K818080	G1/8	8	37	7	M16X1	19	30
K814080	G1/4	8	34	10.5	M16X1	19	36
K813080	G3/8	8	38	11	M16X1	19	32
K812080	G1/2	8	41	13	M16X1	24	46
K818100	G1/8	10	36	7	M20X1	21	40
K814100	G1/4	10	36.5	10.5	M20X1	24	46
K813100	G3/8	10	36	11	M20X1	24	43
K812100	G1/2	10	44	13	M20X1	24	54
K814120	G1/4	12	39	10.5	M22X1	24	63
K813120	G3/8	12	39	11	M22X1	24	60
K812120	G1/2	12	35	13	M22X1	24	52

K12

TAPPO SERIE-K
PLUG K-SERIES



CODICE	A	B	C	GR
K120040	4	28	15.5	1
K120060	6	33	16	1
K120080	8	37	18.5	1
K120100	10	42.5	21	2
K120120	12	43	23	2