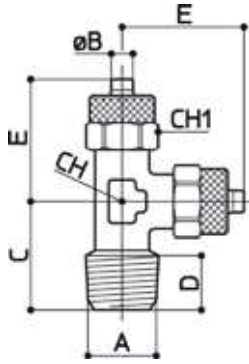




C30

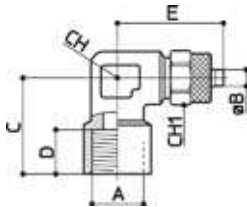
FISSO-T LATERALE CONICO CALZAM.
FIXED TAPERED LATERAL TEE PUSH ON



CODICE	A	B	C	D	E	CH	CH1	GR
C30505	M5	5/3	14.5	4	21.5	8	8	15
C30805	R1/8	5/3	17	8	21.5	8	8	15
C30806	R1/8	6/4	18	8	22.5	8	12	27
C30406	R1/4	6/4	20	11	22.5	10	12	33
C30306	R3/8	6/4	22.5	11	23.5	11	12	40
C30808	R1/8	8/6	18	8	25	10	14	36
C30408	R1/4	8/6	20	11	25	10	14	37
C30308	R3/8	8/6	24	11	25	11	14	43
C30810	R1/8	10/8	18.5	8	25.5	11	16	42
C30410	R1/4	10/8	22	11	25	11	16	46
C30310	R3/8	10/8	32.5	11	25.5	11	16	56
C30210	R1/2	10/8	30	14	28	17	16	91
C30312	R3/8	12/10	24.5	11	30	14	18	73
C30212	R1/2	12/10	28	14	30	17	18	120
C30215	R1/2	15/12.5	28	14	34	17	22	108

C19

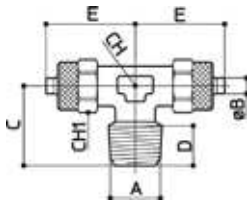
FISSO-L FEMMINA CALZAM.
FIXED FEMALE ELBOW PUSH ON



CODICE	A	B	C	D	E	CH	CH1	GR
C19805	G1/8	5/3	19	8	21.5	10	8	24
C19806	G1/8	6/4	20	8	23	10	12	21
C19406	G1/4	6/4	25.5	11	26	13	12	30
C19808	G1/8	8/6	20	8	23	10	14	23
C19408	G1/4	8/6	25.5	11	26	13	14	32
C19410	G1/4	10/8	25.5	11	26	13	16	36
C19312	G3/8	12/10	28	11	30.5	17	18	61

C18

FISSO-T CENTRALE CONICO CALZAM.
FIXED TAPERED STUD BRANCH TEE PUSH ON



CODICE	A	B	C	D	E	CH	CH1	GR
C18505	M5	5/3	14.5	4	21.5	8	8	15
C18805	R1/8	5/3	17	8	21.5	8	8	16
C18806	R1/8	6/4	17	8	22	8	12	27
C18406	R1/4	6/4	21	11	22.5	10	12	35
C18306	R3/8	6/4	22.5	11	23.5	11	12	42
C18808	R1/8	8/6	20	8	22.5	10	14	33
C18408	R1/4	8/6	21	11	22.5	10	14	38
C18308	R3/8	8/6	24	11	23.5	11	14	44
C18810	R1/8	10/8	18.5	8	25.5	11	16	43
C18410	R1/4	10/8	23	11	26	11	16	51
C18310	R3/8	10/8	23	11	26.5	11	16	56
C18210	R1/2	10/8	29	14	30	17	16	94
C18312	R3/8	12/10	25	11	30	13	19	65
C18212	R1/2	12/10	28	14	30	17	19	109
C18215	R1/2	15/12.5	28	14	34	17	22	106