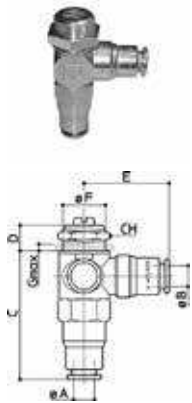




**45-48-56**

**REGOLATORE TUBO/TUBO PANNELLO**  
*REGULATOR TUBE-TUBE PANEL*




CODICE	A	B	C	D	E	F	G	TIPO	CH	GR	Q-->R	R-->Q
<b>450060</b>	6	6	42	9	27	M12x1	6	1	14	52	0-600 NI/min	480 NI/min
<b>450080</b>	8	8	45.5	9	30	M15x1	6	1	18	78	0-850 NI/min	650 NI/min
<b>450100</b>	10	10	57	12	33.5	M17x1	9	1	20	145	0-1700 NI/min	1250 NI/min
<b>450120</b>	12	12	57.5	12	37	M17x1	9	1	20	149	0-1800 NI/min	1300 NI/min
<b>480060</b>	6	6	42	9	27	M12x1	6	2	14	52	0-600 NI/min	480 NI/min
<b>480080</b>	8	8	45.5	9	30	M15x1	6	2	18	75	0-850 NI/min	650 NI/min
<b>480100</b>	10	10	57	12	33.5	M17x1	9	2	20	145	0-1700 NI/min	1250 NI/min
<b>480120</b>	12	12	57.5	12	37	M17x1	9	2	20	149	0-1800 NI/min	1300 NI/min
<b>560060</b>	6	6	42	9	27	M12x1	6	3	14	52	0-600 NI/min	
<b>560080</b>	8	8	45.5	9	30	M15x1	6	3	18	78	0-850 NI/min	
<b>560100</b>	10	10	57	12	33.5	M17x1	9	3	20	147	0-1700 NI/min	
<b>560120</b>	12	12	57.5	12	37	M17x1	9	3	20	151	0-1800 NI/min	



**45-48-56**

**REGOLATORE TUBO/TUBO PANNELLO/VOLANTINO**  
*REGULATOR TUBE-TUBE PANEL/HANDWHEEL*

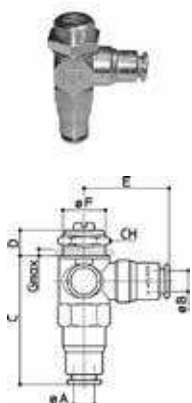


CODICE	A	B	C	C2	C3	D	E	F	G	TIPO	CH	GR	Q-->R	R-->Q
<b>450061</b>	6	6	57	70	75	9	27	M12x1	6	1	14	57	0-600 NI/min	480 NI/min
<b>450081</b>	8	8	63.5	79.5	81.5	9	30	M15x1	6	1	18	90	0-850 NI/min	650 NI/min
<b>450101</b>	10	10	57	72	79	12	33.5	M17x1	9	1	20	161	0-1700 NI/min	1250 NI/min
<b>450121</b>	12	12	57.5	72.5	79.5	12	37	M17x1	9	1	20	165	0-1800 NI/min	1300 NI/min
<b>480061</b>	6	6	42	55	60	9	27	M12x1	6	2	14	57	0-600 NI/min	480 NI/min
<b>480081</b>	8	8	45.5	61.5	63.5	9	30	M15x1	6	2	18	87	0-850 NI/min	650 NI/min
<b>480101</b>	10	10	57	72	79	12	33.5	M17x1	9	2	20	161	0-1700 NI/min	1250 NI/min
<b>480121</b>	12	12	57.5	72.5	79.5	12	37	M17x1	9	2	20	165	0-1800 NI/min	1300 NI/min
<b>560061</b>	6	6	42	55	60	9	27	M12x1	6	3	14	57	0-600 NI/min	
<b>560081</b>	8	8	45.5	61.5	63.5	9	30	M15x1	6	3	18	90	0-850 NI/min	
<b>560101</b>	10	10	57	72	79	12	33.5	M17x1	9	3	20	163	0-1700 NI/min	
<b>560121</b>	12	12	57.5	72.5	79.5	12	37	M17x1	9	3	20	167	0-1800 NI/min	



**47-49**

**REGOLATORE TUBO/TUBO PANNELLO (P)**  
*REGULATOR TUBE-TUBE PANEL (P)*



CODICE	A	B	C	D	E	F	G	TIPO	CH	GR	Q-->R	R-->Q
<b>470060</b>	6	6	42	9	27	M12x1	6	1	14	52	0-600 NI/min	480 NI/min
<b>470080</b>	8	8	45.5	9	30	M15x1	6	1	18	78	0-850 NI/min	650 NI/min
<b>470100</b>	10	10	57	12	33.5	M17x1	9	1	20	145	0-1700 NI/min	1250 NI/min
<b>470120</b>	12	12	57.5	12	37	M17x1	9	1	20	149	0-1800 NI/min	1300 NI/min
<b>490060</b>	6	6	42	9	27	M12x1	6	2	14	52	0-600 NI/min	480 NI/min
<b>490080</b>	8	8	45.5	9	30	M15x1	6	2	18	77	0-850 NI/min	650 NI/min
<b>490100</b>	10	10	57	12	33.5	M17x1	9	2	20	143	0-1700 NI/min	1250 NI/min
<b>490120</b>	12	12	57.5	12	37	M17x1	9	2	20	161	0-1800 NI/min	1300 NI/min

